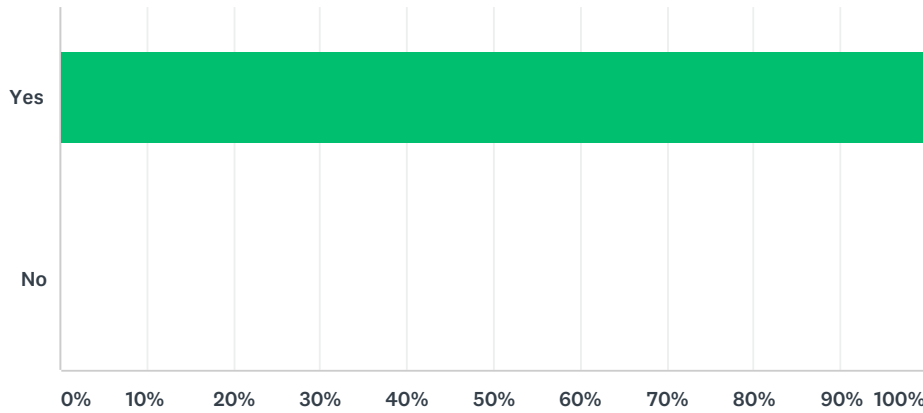


Q1 I have read the background information about the Council Tax Support Scheme and the reasons for consultation?

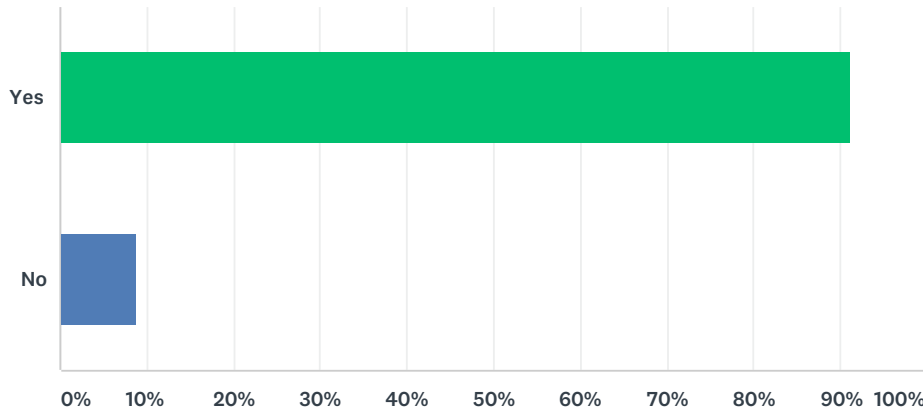
Answered: 91 Skipped: 0



ANSWER CHOICES	RESPONSES	
Yes	100.00%	91
No	0.00%	0
TOTAL		91

Q2 I agree that the Council Tax Support Scheme should be amended so that personal allowances remain in line with national benefits?

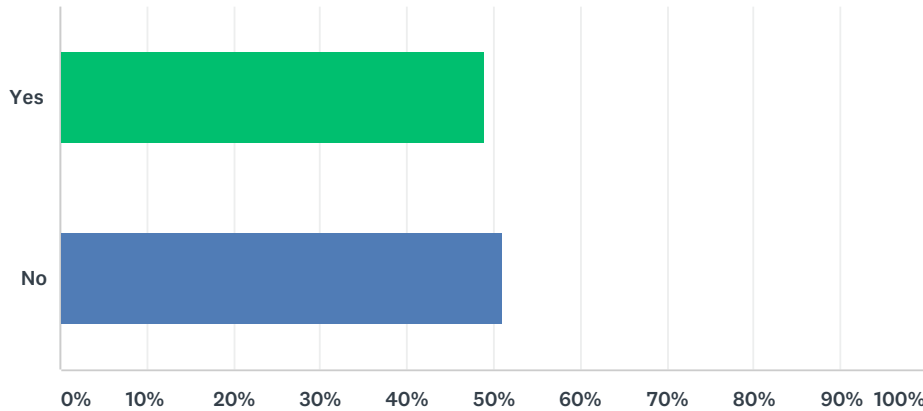
Answered: 90 Skipped: 1



ANSWER CHOICES	RESPONSES	
Yes	91.11%	82
No	8.89%	8
TOTAL		90

Q3 The Current Council Tax support scheme allows working age claimants a maximum level of support of 80% - as their income increases they lose support. For every £1.00 that their income increases the level of support is reduced by 20p. Increasing the maximum level of support to 85% of liability would have an estimated cost of £100,000 Should the Council keep the current Council Tax support scheme?

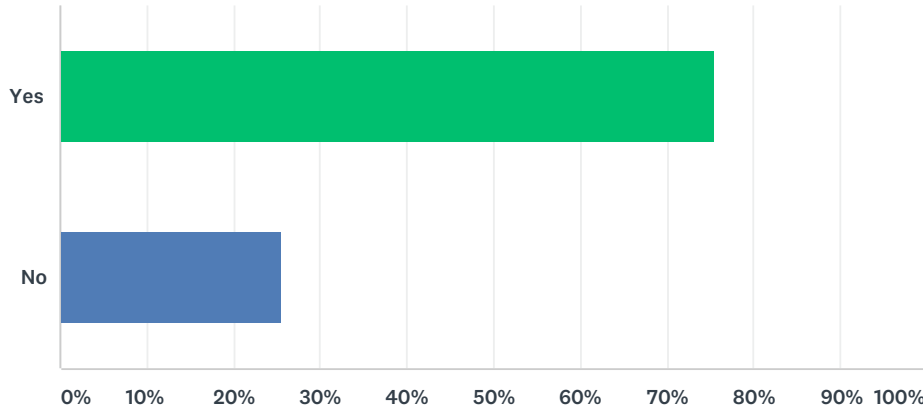
Answered: 90 Skipped: 1



ANSWER CHOICES	RESPONSES	
Yes	48.89%	44
No	51.11%	46
TOTAL		90

Q4 Should the Council increase the level of support to 85%?

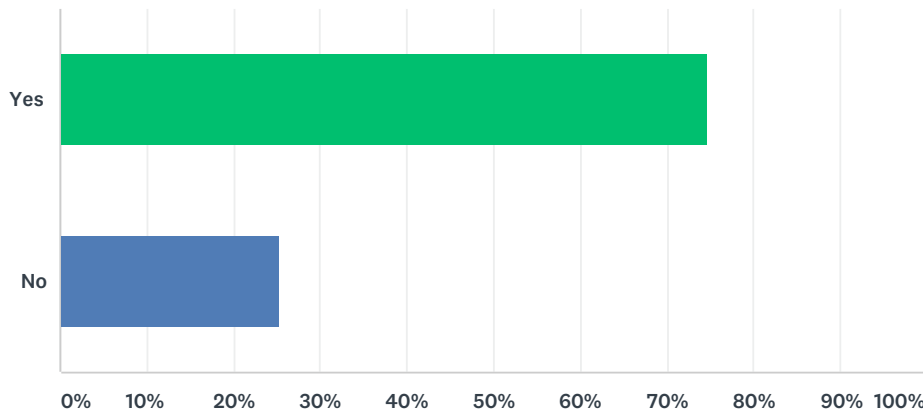
Answered: 90 Skipped: 1



ANSWER CHOICES	RESPONSES	
Yes	75.56%	68
No	25.56%	23
Total Respondents: 90		

Q5 Extra Support for Care Leavers Young people leaving care and moving into their own homes will be liable for Council Tax. If they are not working or they are on a low income then the maximum amount of Council Tax support they can receive at present would be 80% of their liability. We are asking whether you agree that care leavers, because they do not have the same family support networks as other young people, should receive additional support. Do you agree that Care Leavers under 21 years of age should receive 100% Council Tax Support?

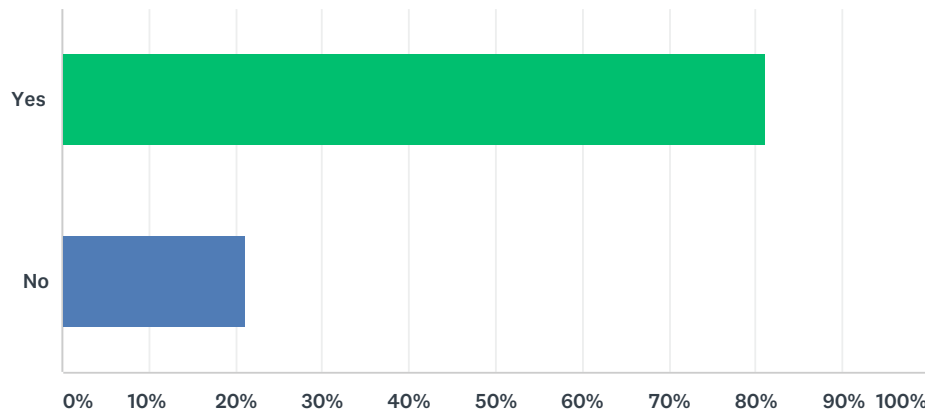
Answered: 91 Skipped: 0



ANSWER CHOICES	RESPONSES	
Yes	74.73%	68
No	25.27%	23
Total Respondents: 91		

Q6 Should this support to young care leavers be reduced as their income increases?

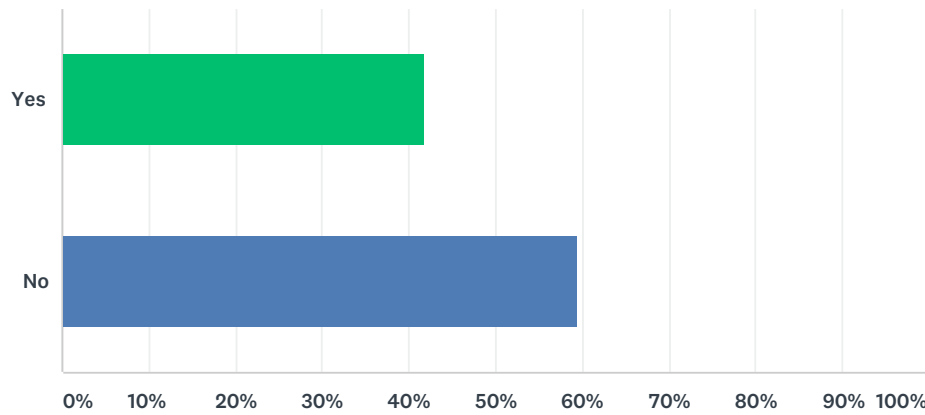
Answered: 90 Skipped: 1



ANSWER CHOICES	RESPONSES	
Yes	81.11%	73
No	21.11%	19
Total Respondents: 90		

Q7 Should care leavers aged 21 to 25 continue to receive Council Tax support regardless of their income?

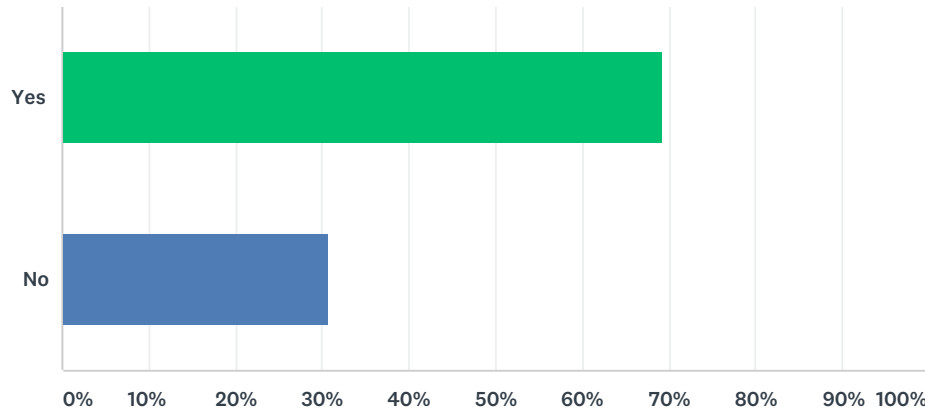
Answered: 91 Skipped: 0



ANSWER CHOICES	RESPONSES	
Yes	41.76%	38
No	59.34%	54
Total Respondents: 91		

Q8 Should support for care leavers aged 21 to 25 be provided up to a maximum of 100% and reduced as their income increases?

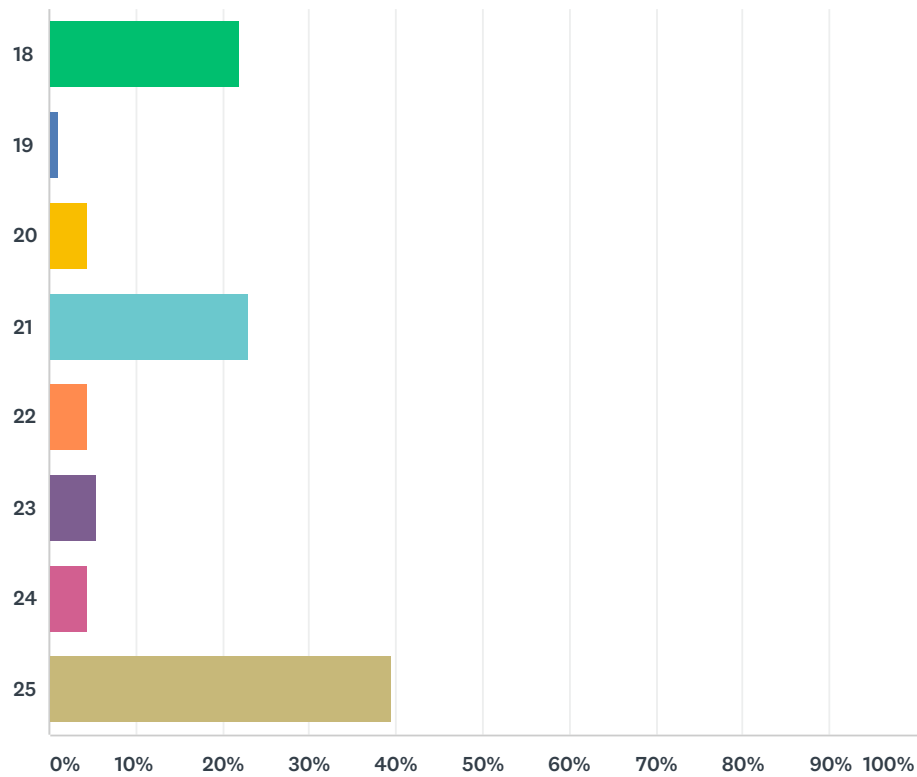
Answered: 91 Skipped: 0



ANSWER CHOICES	RESPONSES	
Yes	69.23%	63
No	30.77%	28
Total Respondents: 91		

Q9 At what age do you think care leavers should be treated in the same was as other young people?

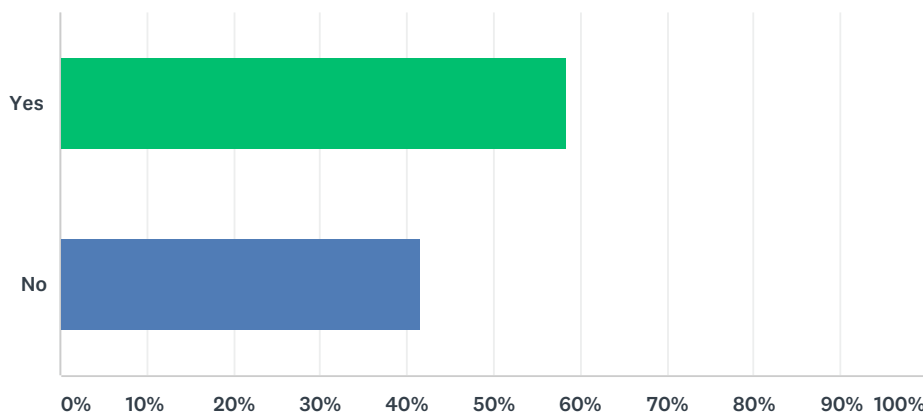
Answered: 91 Skipped: 0



ANSWER CHOICES	RESPONSES	
18	21.98%	20
19	1.10%	1
20	4.40%	4
21	23.08%	21
22	4.40%	4
23	5.49%	5
24	4.40%	4
25	39.56%	36
Total Respondents: 91		

Q10 Do you receive Local Council Tax Support?

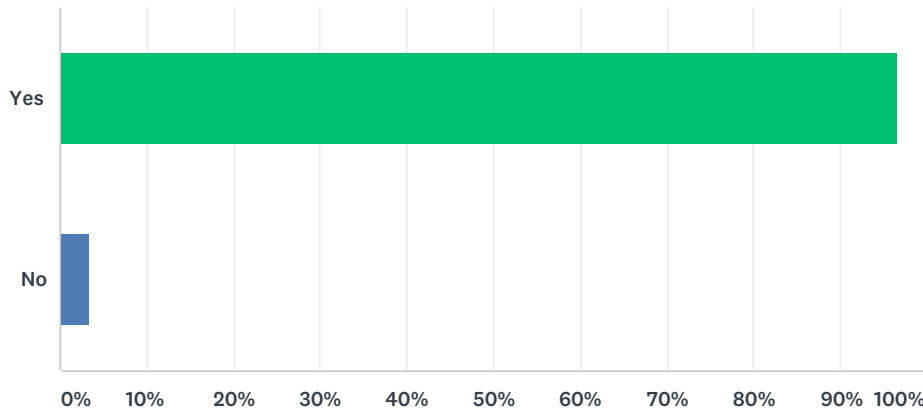
Answered: 89 Skipped: 2



ANSWER CHOICES	RESPONSES	
Yes	58.43%	52
No	41.57%	37
Total Respondents: 89		

Q11 Do you pay Council Tax to Bromsgrove District Council?

Answered: 91 Skipped: 0



ANSWER CHOICES	RESPONSES	
Yes	96.70%	88
No	3.30%	3
Total Respondents: 91		